

## The Problems we solve

**Monitoring and Control of KPI's and other KRA's that are too static**

**Transaction causes to our business issues take too long to find**

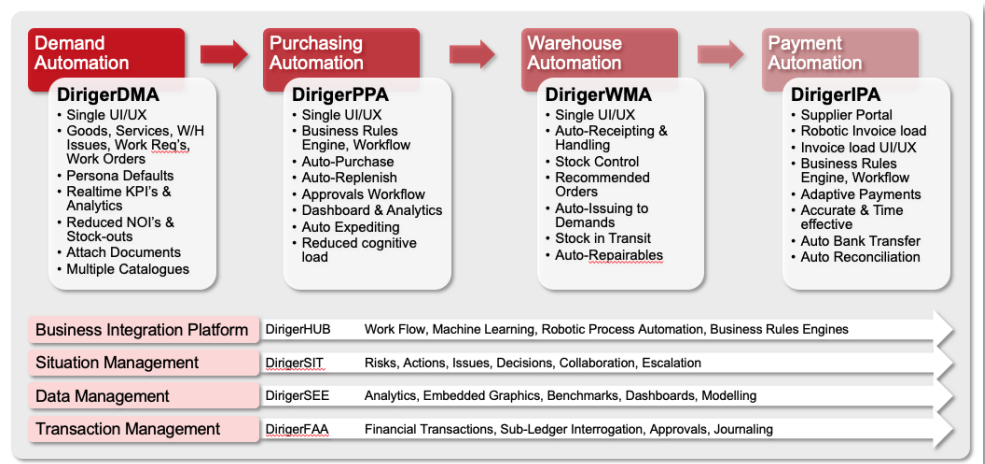
**Difficulty maintaining Ownership of key activities within key business processes and imperatives**

**Unsure of the state and quality of Data Integrity e.g. completeness**

Our *Real-time* automation and visibility of the key transactions that impact your business processes and imperatives, leads you to immediate action points that

- Help focus corrective actions, benchmarking and continued monitoring
- Provide a capability for further detailed analysis (RCA etc), and
- Ensures that transactions are completed in accordance with prescribed workflow and business rules whilst building data quality and accuracy

## Part of Our Suite of automated solutions



DirigerSEE (Data Management and Visualisation) is part of Diriger's Business Integration Platform and provides standard views of data across many ERPs

## DirigerSEE and its Benefits

DirigerSEE has been designed to make finding relevant data, key information, benchmarks and statistics EASY and FAST

- A secured User Interface provides immediate access to data relevant to an individual's business domain and related business imperatives
- Visibility through Dashboards and KPI's of all data to improve demand management
- Create pre-set status reports that execute on real-time data e.g. Bank reconciliations, journaling, exceptions
- Show data anomalies and quality gaps in real-time; provides for immediate corrective actions
- Provides *Quick* filters, hierarchies, drill-downs and *Google-like* search capabilities
- Analyse a problem area (Route Cause Analysis) in seconds
- Realtime dynamic business KPI's and Benchmarks

### What we do

Firstly, we optimise Customer Business Processes through automation, business *rules engines*, and new capabilities

Then we extend Customer ROI by using Agile Development, Agile Deployment, Agile Adoption, and Persona-based data driven decision making

### Our Business Process Improvement (BPI) focus

- Supply Chain Processes
- Asset Management Processes
- People Management Processes
- Financial Management Processes
- Persona-based User Interfaces
- Work Force Mobility
- *Google-like* Searches
- Data Driven Decision Making
- Machine Learning Capabilities
- Predictive Statistics
- Data Validation and Visualisation
- Process Optimisation through automation and enhanced digitisation

### Contact Us

Info@diriger.io

Australia

Brisbane +61 4 0289 0857

Newcastle +61 4 0229 5534

Korea

Busan +82 10 2170 3319

+61 4 1888 1111

USA

+1 44 3422 2232

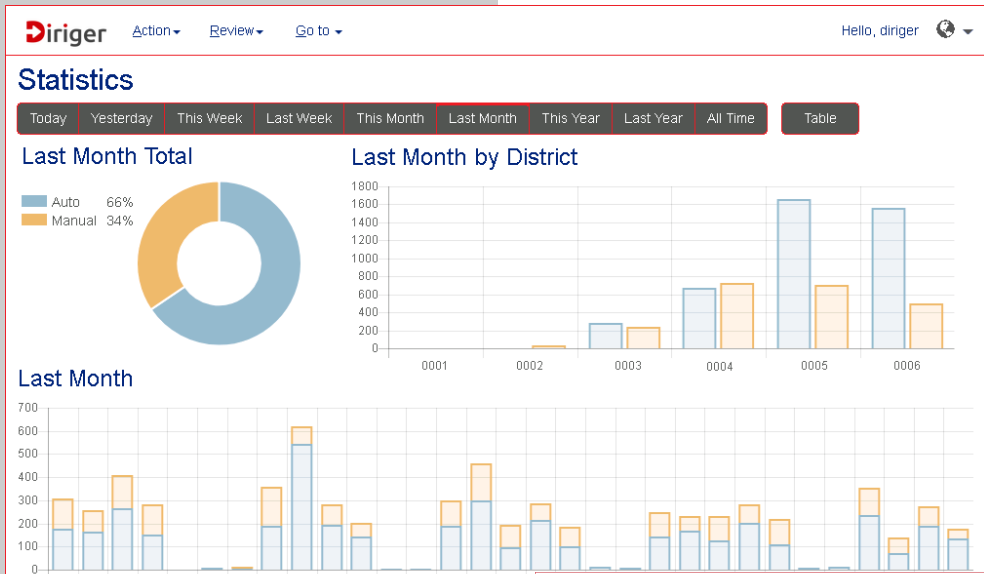
# Process Overview and Capability

DirigerSEE provides

- Personalised information; detailed data visible to decision-makers in seconds (agile deployment)
- Procedure based interaction with extremely low training burden (agile adoption)
- Simplify analytics making data dissemination easier, faster and relevant
- Make it easier for Users - using Graphical User-based filters and tables to provide fast, easy access to the right data e.g. quick, fast Sankey diagrams
- Reduce data collection activity; more Relevant and Accurate
- Rapidly search data using a *Google-like* User interface
- Deliver succinct information to a single screen
- Support standard corporate business rules
- UI/UX requires less cognitive load

## Technology and Innovation with

- Problem solving capability
- Reliable outcomes
- Customer collaboration
- Effective and Ethical approaches

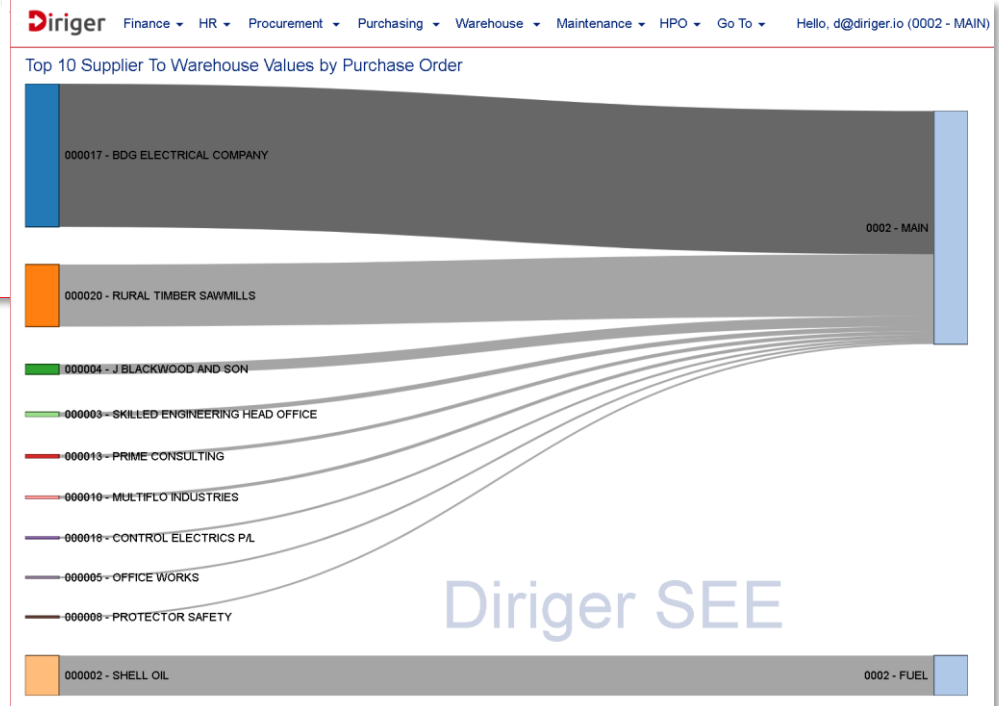


**Data Driven Decision Making and Data Quality Health Checks**

**TIME TO LIVEN (Last Month)**

**Requisition Item to Purchase Order Item (Authorised)**

What	Average Time (h:m)			Requisition Item Count		
	Goods	Service	Total	Goods	Service	Total
PPA Auto	0:14	0:16	0:15	3835	347	4182
PPA Manual	0:52	1:35	1:14	1480	719	2199
PPA Total	0:33	0:55	0:44	5315	1066	6381
Ellipse	128:21	391:48	157:11	716	88	804
Total	43:15	131:23	52:53	6031	1154	7185



**Diriger** Borrowed from Latin *dirigō, dirigere* ('to direct'), simplified into a first conjugation French verb

Example KPI's, Reports and Sankey Diagrams that focus on critical business imperatives and provide direct filtering to data visualisation tables